



Bal Bharati
PUBLIC SCHOOL
NAVI MUMBAI

LASTDATEOFSUBMISSION10th June2025



Colour the Picture



HEALTHY FACE

Instructions:

Create a healthy plate by taking some vegetables and fruits of your choice .Cut them in various shapes and decorate the food plate.Click pictures of the plate and paste it in the box provided below.

वाक्यपूर्णकरो।

1.



_____कर।

2.मदन



_____चल।

3.अब



____चख।

4.



परमत चल।

5.रथपरचढ़कर



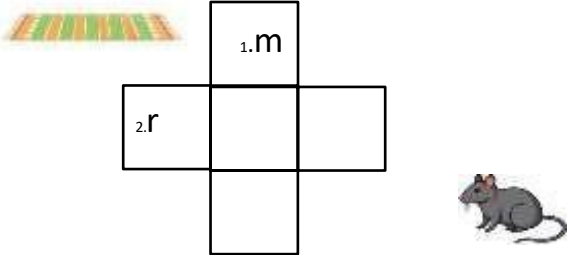
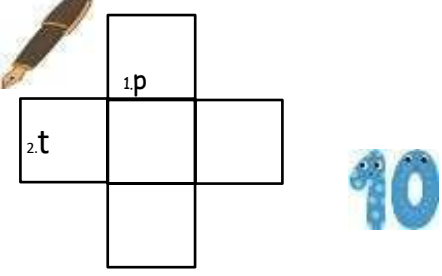
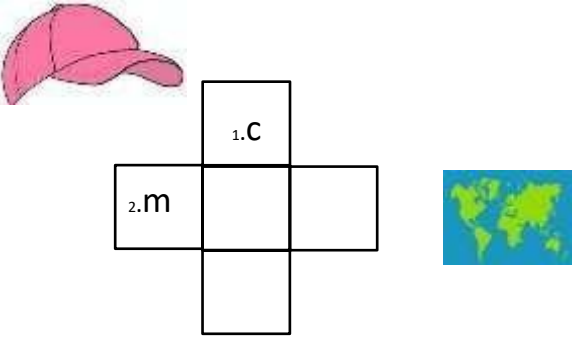
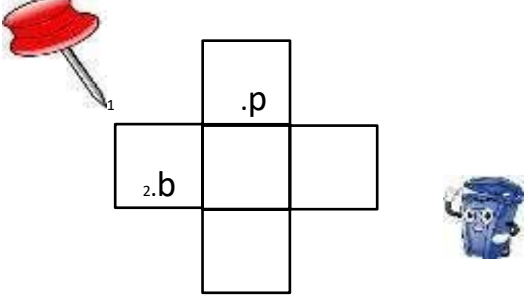
चल।

6.



_____उधररख।

Solve the puzzle and complete the sentences.

	<p>1. The boys sit on a _____</p> <p>2. The cat runs after a _____</p>
	<p>1. There is a blue _____</p> <p>2. This is number _____</p>
	<p>1. This is a pink _____</p> <p>2. This is a big _____</p>
	<p>1. The lady broke her _____</p> <p>2. She threw it in the _____</p>

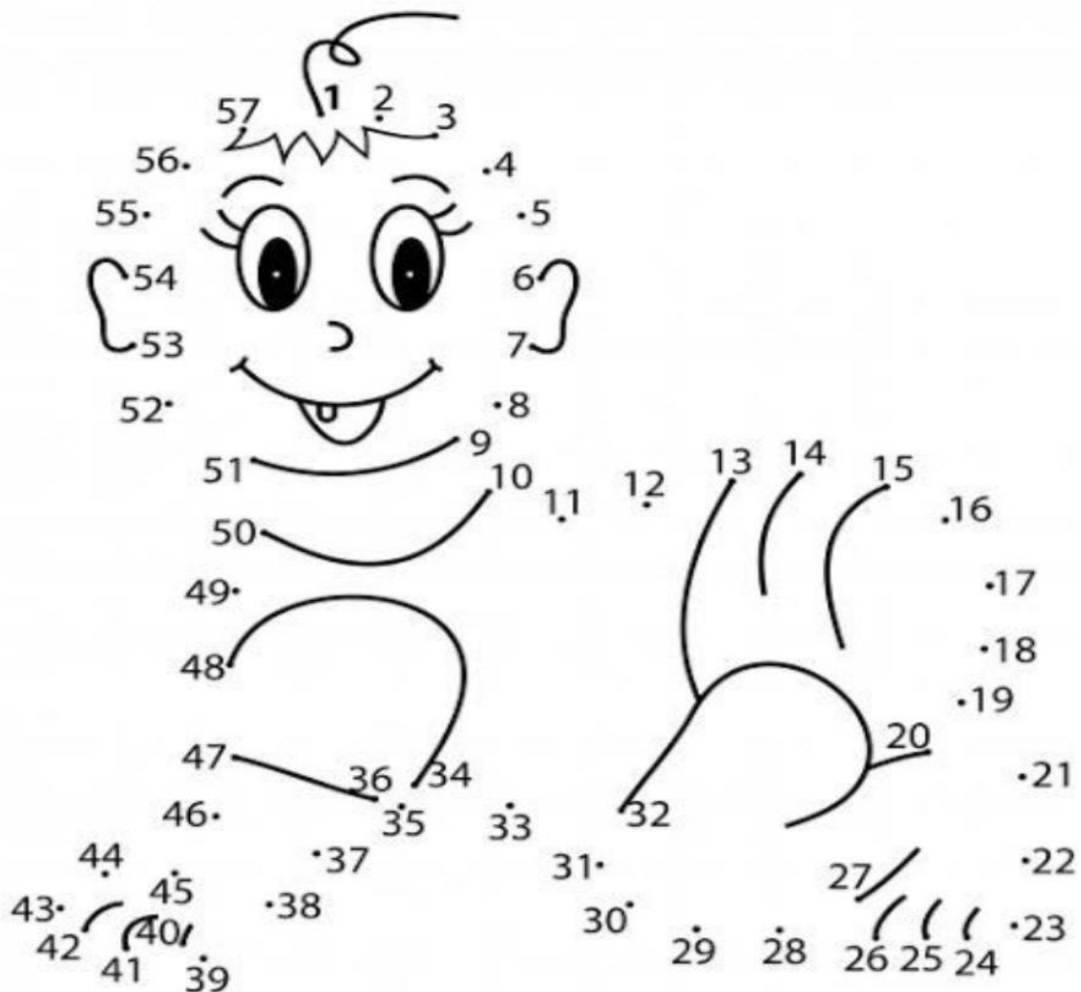


Bal Bharati
PUBLIC SCHOOL
NAVI MUMBAI

DATE:

Follow the numbers and join the dots to create something new

Colour the picture appropriately





Love the nature it will love you back, Save the nature, it will save you back, Encourage the children to take care of nature.....Save Earth, Save Environment.

- Plant a sapling and water it every day.
- Keep a bowl of water on the roof for birds.
- Keep a bowl of grains also for birds.
- Don't leave the refrigerator door open as it releases very harmful Chloro Fluoro Carbon gas – Save Environment.
- Don't leave the lights on when you aren't in the room – Save Electricity.
- Turn off the tap when brushing your teeth – Save Water.



ACTIVITY - Click the Picture while watering plant sapling and feeding the birds.

ACTIVITY Save Animals

- With kids hand prints create any 4 different animals/ bird using ivory / A4 sheet as the base paper.

