



WORK PLAN FOR THE MONTH OF AUGUST 2024 -25

Montessori Department Class: Pre School

Theme – My Country, My Pride

Social Skill/Value/Basic Courtesies & Manners- Saluting the National Flag,
Respecting Our Country.




Topics to be covered

- Our Nation - India
- Patriotism
- Helping fellow Indians in need
- National symbols
- Stories of Independence
- Freedom fighters
- Saluting the National Flag – Tiranga
- National Anthem
- National Monuments



National Symbols of India



Literacy Development (English)

❖ Reading Readiness Activities

- Vocabulary – March, soldier, national symbols: banyan tree, lotus, tiger, emblem
- Picture book reading (Moving fingers from left to right and top to bottom).
- Reading two letter words & revision of all alphabets covered.
- Sight words – and, had, who, did not.
- CVC words: 'a' – revision, 'i' - tip, lip, bin, pin, etc.
- Letters – Qq ,Dd,Kk,Bb,Ee(With the help of sounds, pictures and letter related words)

❖ Montessori apparatus

- Sand Paper Letters and movable box, reading box ('a').

❖ Rhymes

- Proud to be an Indian
- Look at the Flag
- Seasons

❖ Story

- ❖ Bubbles owns up
- ❖ Bubbles the Artist
- ❖ Bubbles is greedy

❖ Writing Practice

- Letters – Qq ,Dd,Kk,Bb,Ee



Literacy Development (Hindi)

- बच्चों को नियमित एवम स्वतन्त्र रूप से शब्द का अर्थ सिखाया जाएगा, उन्हें कैसे उपयोग करें और कैसे अपना वाक्य बनाने के लिए प्रोत्साहित किया जायेगा।
- शब्दावली - तिरंगा, गर्व, गंगा, हिमालय पर्वत, देशभक्ति, राष्ट्रिय, विजयी, सैनिक, गणतंत्र दिवस
- बच्चों को सरल कहानियाँ सुनाई जाएगी।
- दो अक्षर वाले शब्दों को पढ़ने का अभ्यास।

❖ Writing Practice


- लिखित अभ्यास – र, स, ट, द, ह
- दो अक्षर वाले शब्दों को पढ़ने का अभ्यास।

❖ Montessori Apparatus –

- Hindi Movable Box I & II,
- चल अक्षर माला पेटी

❖ Rhyme

- वीर सिपाही
- बादल के क्या मन में आई



Numeracy

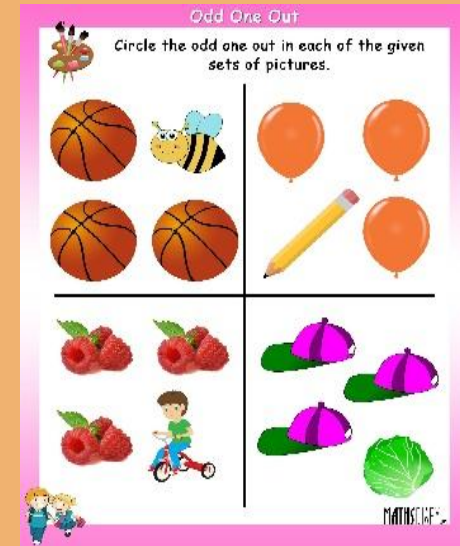
- Development of simple early **Mathematical skills**: Odd one out, Days of the week, matching activities, sorting & pairing activities.
- **Revision of shapes**– Semicircle, heart.
- Moving finger clockwise & anti-clockwise to trace shapes.
Use of real objects and pictures
- Back counting: 10 to 1
- Oral counting: 1 to 30
- Recognition of numbers: 21 to 30

❖ Writing Practice:

- Writing of numbers 1-30
- Correlation of numbers with quantity 1-20

❖ Montessori Apparatus-

Seguin Board I & II, Drawing in-sets.



Behavioral Skills

- To learn & respect the National Anthem.
- Saluting the National flag.

Values

National Citizenship and helping fellow Indians.

Project / Experiential learning
(Collaboration):

Collage making for National Symbols



National Symbols of India



Tiger



Emblem



Peacock



India



Lotus



Mango



Banayan Tree

Motor Activities

❖ Gross Motor Activities


- Playing in the park
- Walking ,zig-zag on the line
- Football
- Balancing beam
- Hopscotch



❖ Fine Motor Activities

- Tearing & pasting
- Impressions Activity
- Paper folding
- Colouring
- Brush Painting
- Tong activities
- medicine dropper squeezing activity
- clay modelling with rolling pin





Disclaimer: The images shown in
the work plan are only for
illustration purpose. The school
doesn't own them.