



**SUMMER HOLIDAY HOMEWORK 2024-25**

**CLASS 1**

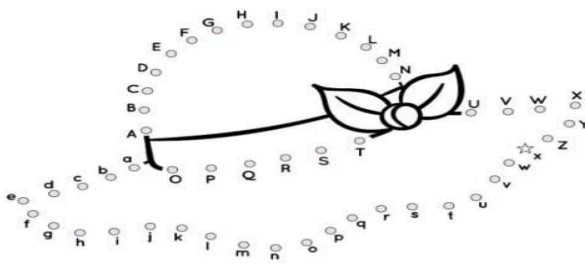
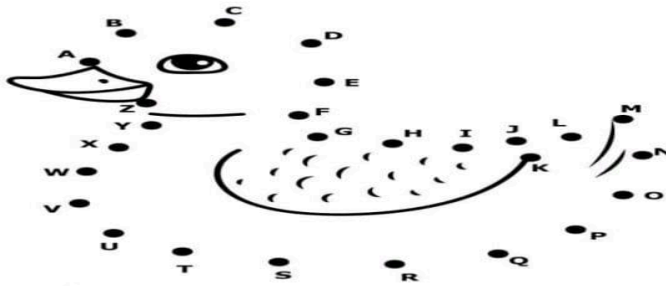
**THEME: Colours**

**Last day of Submission (All Subjects) - 14.06.24.**

**ENGLISH:**


Subject-English

I. Join the alphabet dots to complete the pictures and colour them.



## II.

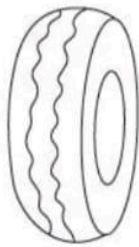
Match and colour the picture as indicated.




Trees are GREEN



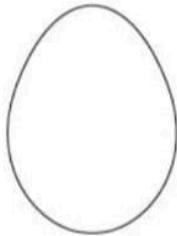
Clouds are BLUE



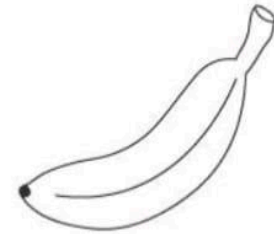
Banana is YELLOW



Roses are RED




Lotus is PINK

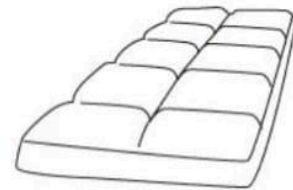


Tyre is BLACK

Egg is WHITE



Chocolate is BROWN



1. Read the story book Panorama.
2. Practise one page cursive writing every day.

# MARATHI



## BAL BHARATI PUBLIC SCHOOL, NAVI MUMBAI HOLIDAY HOMEWORK (2024-25)


Class: 1

Subject: Marathi

Name: \_\_\_\_\_

Sec: \_\_\_\_\_

दिलेल्या चित्रांत वर्गातील वस्तू व इतर वस्तू ओळखा. वर्गातील वस्तू असणारा चौकोन हिरव्या रंगाने व इतर वस्तू असणारा चौकोन निवळ्या रंगाने रंगवा.




Please Note: The above Holiday Homework worksheet is uploaded in Marathi Google classroom.

**HINDI:**

तितली का सुंदर चित्र नोटबुक में बनाइए और उसमें अपने मनपसंद रंग भरिए।

**MATHS:**

 **BAL BHARATI PUBLIC SCHOOL, NAVI MUMBAI**  
**Holiday Homework**

**CLASS: 1**                      **Mathematics**                      **DATE: \_\_\_\_\_**

**NAME: \_\_\_\_\_**                      **SEC: \_\_\_\_\_**                      **ROLL NO: \_\_\_\_\_**

**TOPIC - COLOURS**



1 = brown      3 = blue      5 = red  
2 = yellow    4 = green    6 = pink

1

I. Colour the picture



**II. Draw two yellow fruits and colour them.**

--	--

**III. Draw two green and two blue things you see in nature.**



**COMPUTER:**

Create a Logo model of any 2 of the following applications using clay, best out of waste or any binding material like wheat flour related to the theme **Colors**

Topics: Apple, Windows, Google chrome, Pinterest, Skype, WhatsApp, Facebook, Netflix, YouTube etc.

Paste the logos on a thick cardboard sheet with relevant names of the logo.

### **ART:**

#### **TOPIC- Collage**



#### **Let us learn: Colours in nature**

- We will need a white drawing paper, 7 colours of rainbow papers cut in small pieces, cotton
- Glue to paste, colours and sketch pen.
- Students can draw a big rainbow on their drawing sheet and collage it with 7 colours of rainbow . Children can also use cotton for making clouds and sun.
- Parents to kindly assist the students.
- Follow the link given below for better understanding of the topic.

[https://www.youtube.com/watch?app=desktop&v=w\\_la4dtljY4](https://www.youtube.com/watch?app=desktop&v=w_la4dtljY4)

Video Credits : Youtube – Chubby Kidz channel.

## **Happy Holidays !!!**

-sd-

Ms. Kalpana Dwivedi  
Principal, BBPS Navi Mumbai