

BAL BHARATI PUBLIC SCHOOL, NAVI MUMBAI

Dear Parent

20th April 2021

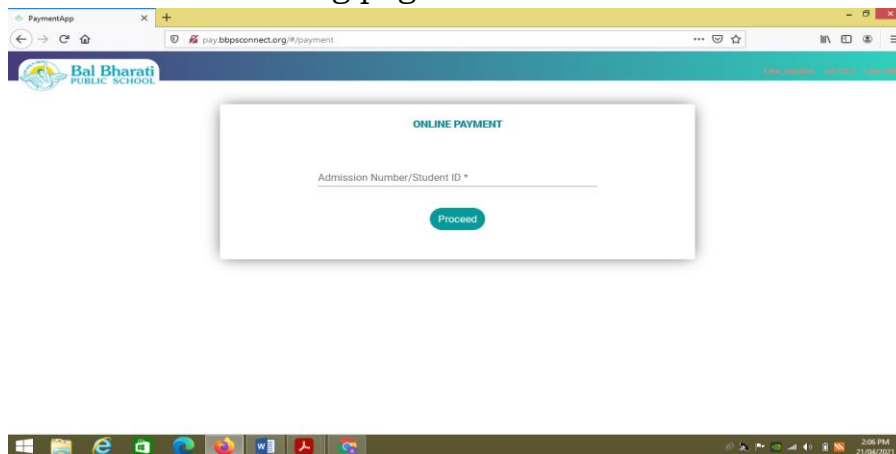
We are pleased to announce that Bal Bharati Public Schools have developed their In-House School Management Software.

Now from the academic session 2021-2022, BBPS Navi Mumbai would be moving the online fee payment facility to the new platform. **The existing platform i.e. IWS Portal (with M/s. Integral Technologies) will henceforth be disabled.**

Fee for the 1st Quarter academic session 2021-2022 has been generated and available on the new portal.

Steps to make Online Fee Payment:

1. Visit the school's website <https://bbpsnavimum.balbharati.org/>
2. Parents can pay the fee online either by clicking the **"Online Fee Payment tab"** or by clicking the **"Parent Portal"** both available under **"Bharati Connect"** menu on the top right side.
3. Once clicked the **"Online Fee Payment tab"** you will be forwarded to the link available for Online Fee Payment. On clicking the link you will be directed to the following page:



4. You need to log in via Admission No. (i.e.1234-17) **OR** Student Id. (901234, here '90' has been prefixed which is our school code, to the first part of the admission number). You will be directed to the page from where online payment can be made.
Click on the **PROCEED** button to view your ward's Fee Details.
5. For making Online Payment of the Fee, click on **"Pay"** Button.
6. Monthly payment option is made available but it is applicable only for the current quarters.
7. When we click on "Pay" button it directs to Payment Process Screen.
8. On selecting the Payment mode and entering all requisite details you can make the payment.
9. You can check the Parent Portal to view the Fee Receipt once the payment has been made.

Parent Portal

As a parent you will get access to a Parent Portal where you can log in and view details regarding your ward.

At present the following features have been rolled out:

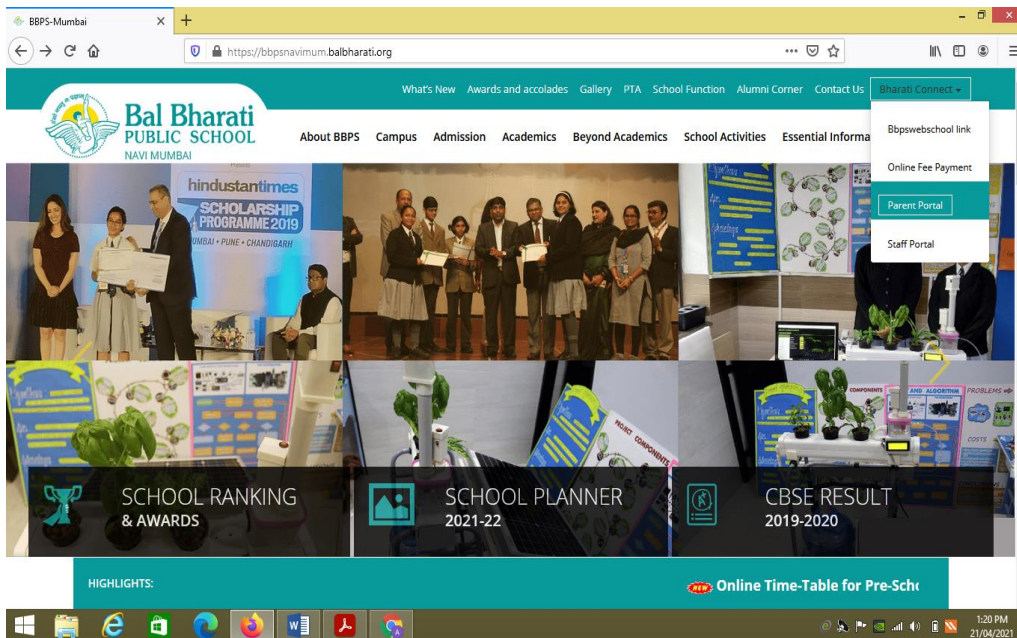
1. Student Details
2. Fee Module
 - a) Fee Info / Details (shows the total fee amount in a quarter)
 - b) Fee Receipt (after the fee has been realized)

In near future we plan to add the following features also:

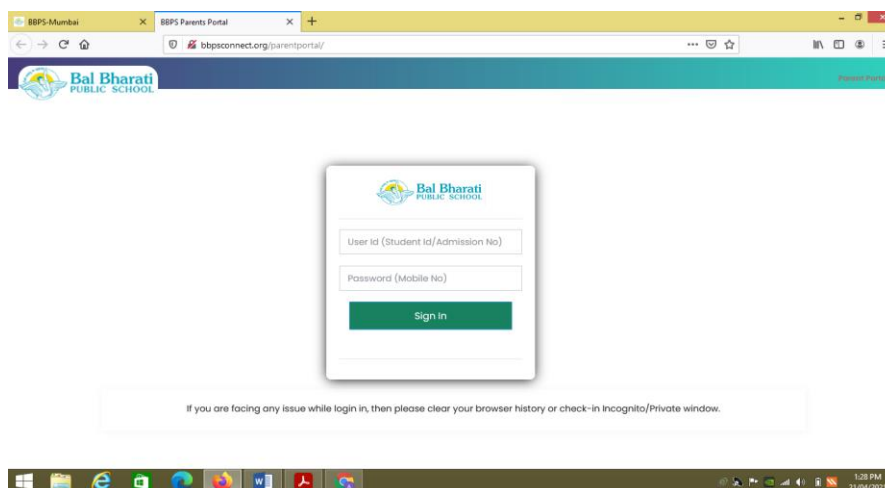
1. Library Module
2. Attendance
3. Notice Board
4. Report Card etc

The steps to visit the Parent Portal are as follows:

1. To access parent portal, visit the school's website <https://bbpsnavimum.balbharati.org/> . Click on **"Bharati Connect"** menu on the top right side and then click on the **"Parent Portal"**.



2. On clicking **(Parent Portal)** you will be directed to the link for the parent portal and on clicking the link you will be directed to the following page:



3. You need to log in via Admission No. (i.e.1234-17) **OR** Student Id. (901234, here '90' has been prefixed which is our school code, to the first part of the admission number).

The password is the Father's / Mother's mobile number registered in the school records.

4. Once you are logged in to the "Parent Portal" you will be able to view the student Details Page.
5. You can pay the fee by clicking the "**Fee Tab – Fee Details**".
6. You can view the Fee Receipt under "**Fee Tab – Fee Receipt**" once the payment has been made.

We are sure that you all will find the above change to be useful. You may report your difficulty or requirement to the concerned Class Teacher and it will be answered.

Kalpana Dwivedi
Principal, BBPS Navi Mumbai