



Bal Bharati Public School, Navi Mumbai









Subject: English

Session: 2020-21

Class: I

Practice Worksheet (Answer Key)

A. Colour the correct answer for each picture.

| | | | |
|---|--------|--|--------|
|  | Person |  | Person |
| | Place | | Place |
| <input checked="" type="radio"/> | Thing | <input checked="" type="radio"/> | Thing |
|  | Person |  | Person |
| | Place | | Place |
| <input checked="" type="radio"/> | Thing | <input checked="" type="radio"/> | Thing |
|  | Person |  | Person |
| | Place | | Place |
| <input checked="" type="radio"/> | Thing | <input checked="" type="radio"/> | Thing |
|  | Person |  | Person |
| | Place | | Place |
| <input checked="" type="radio"/> | Thing | <input checked="" type="radio"/> | Thing |

B. Identify the naming words in the following sentences and put them in the correct columns.

This is a cat.



Useful links:

<https://www.youtube.com/watch?v=8p5UhEKmA7g>

https://www.youtube.com/watch?v=O_w-zcDFMOs

<https://www.youtube.com/watch?v=rJwVzXmDmY>

He is a boy.



This is a zoo.



This is an aeroplane.




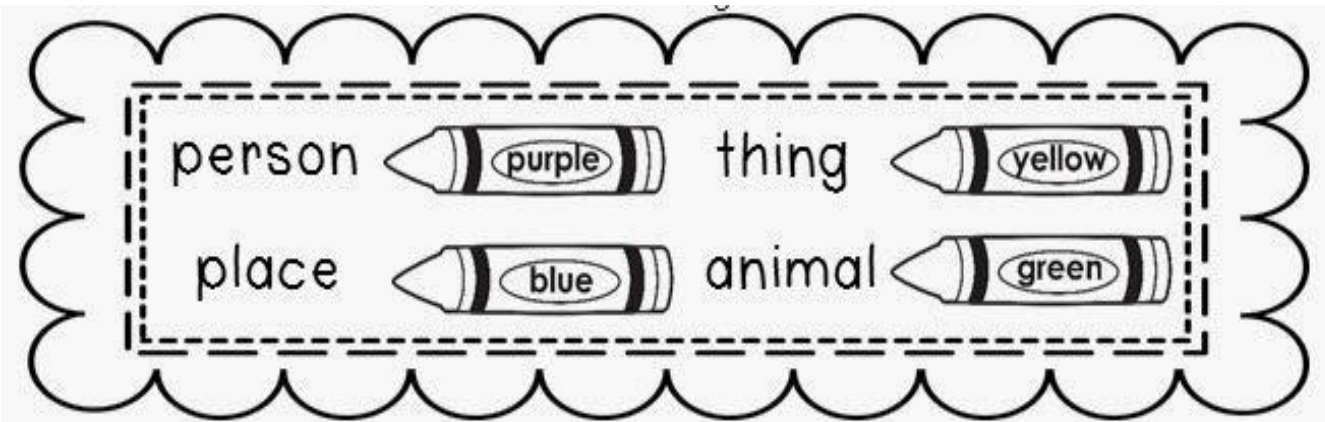
A **noun** or a **naming word** is a **name** of a person, place, animal or thing. E.g. boy, man, park, school, dog, pencil and car.

She is my doctor.



































| <u>Person</u> | <u>Place</u> | <u>Animal</u> | <u>Thing</u> |
|----------------|--------------|---------------|--------------|
| boy and doctor | zoo | cat | aeroplane |

C. Colour the picture using the given instructions.



D.

1. Color the space RED if it names a Person.
2. Color the space BLUE if it names a Things.
3. Color the space YELLOW if it names a Places.
4. Color the space GREEN if it names a Animal.

| | | | |
|---|---|--|---|
| mother  | school  | dog  | flower  |
| bee  | driver  | tree  | cow  |
| cake  | monkey  | den  | boy  |
| pilot  | farm  | yak  | home  |
| class  | thief  | zoo  | ring  |
| lion  | crow  | pen  | jungle  |
| water  | lake  | sheep  | teacher  |
| king  | sack  | wolf  | bus  |